

# Statistical Bulletin: Cases Involving Sexual Offences

## 2018/19

**All Sexual  
Offences**  
**+7.6%**



**Rape**  
**+9.7%**

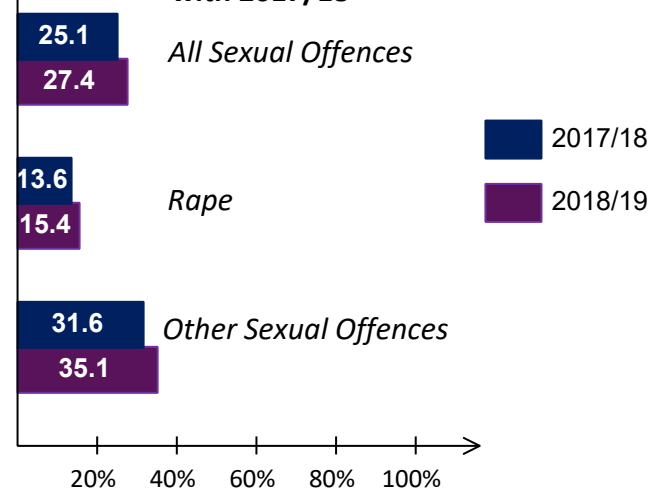


**Other  
Sexual  
Offences**  
**+6.3%**




Files received % change  
from 2017/18 to  
2018/19

Percentage of decisions issued for  
prosecution or diversion compared  
with 2017/18




Median number of calendar days to issue a decision for  
rape offences compared with 2017/18



Indictable Prosecution 226

No Prosecution 74

Median number of calendar days to issue a decision for  
other sexual offences compared with 2017/18

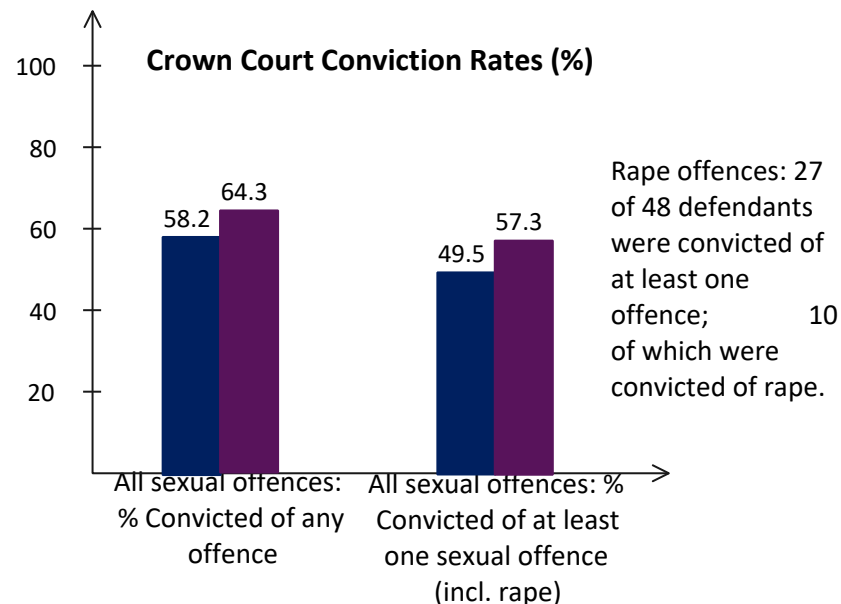


Indictable Prosecution 273

Summary Prosecution 43

No Prosecution 56

Crown Court Conviction Rates (%)



Magistrates/Youth Court Conviction Rates (%)

