

**All Sexual  
Offences**

**+23.1%**



**Rape**

**+14.0%**



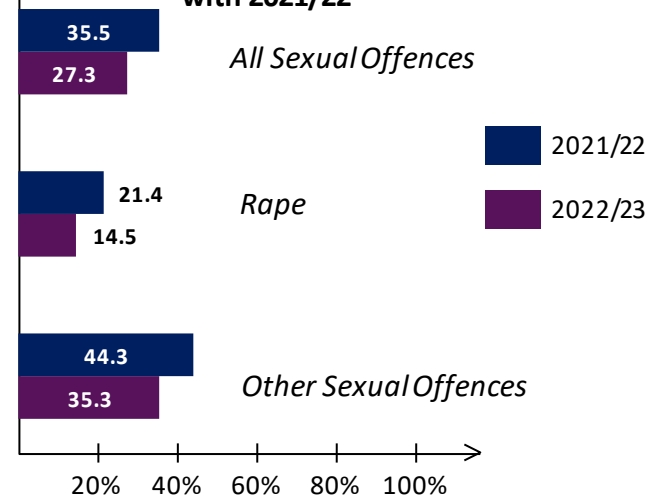
**Other  
Sexual  
Offences**

**+29.2%**

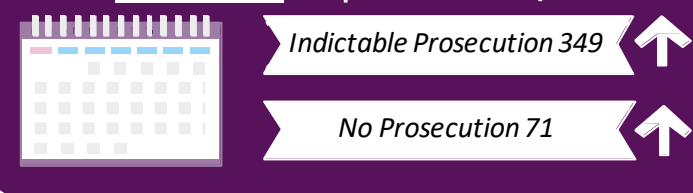


Files received % change  
from 2021/22 to 2022/23

Percentage of decisions issued for  
prosecution or diversion compared  
with 2021/22



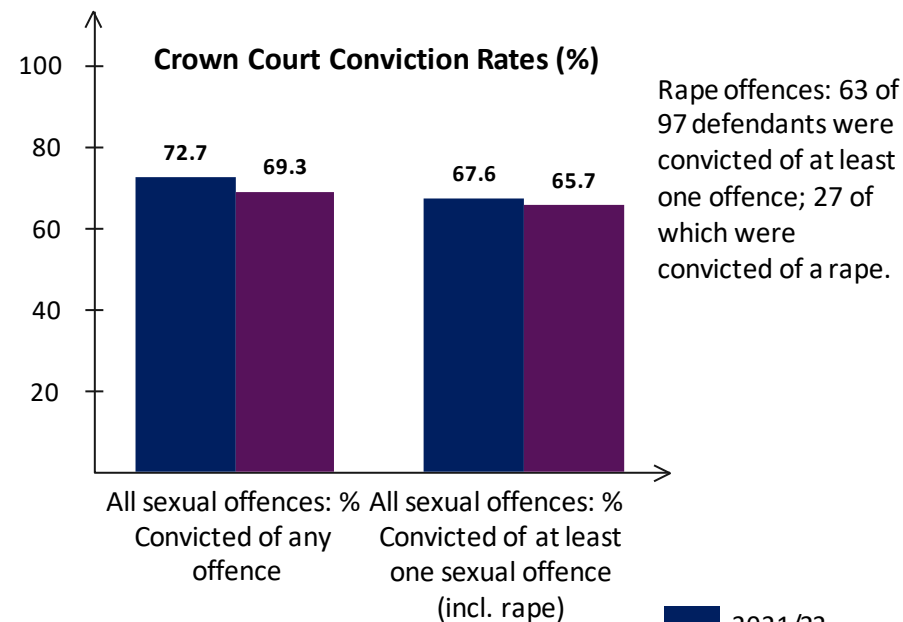
Median number of calendar days to issue a decision for  
rape offences compared with 2021/22



Median number of calendar days to issue a decision for  
other sexual offences compared with 2021/22



**Crown Court Conviction Rates (%)**



**Magistrates/Youth Court Conviction Rates (%)**

