

**All Sexual  
Offences**  
**-13.1%**



**Rape**  
**-7.2%**

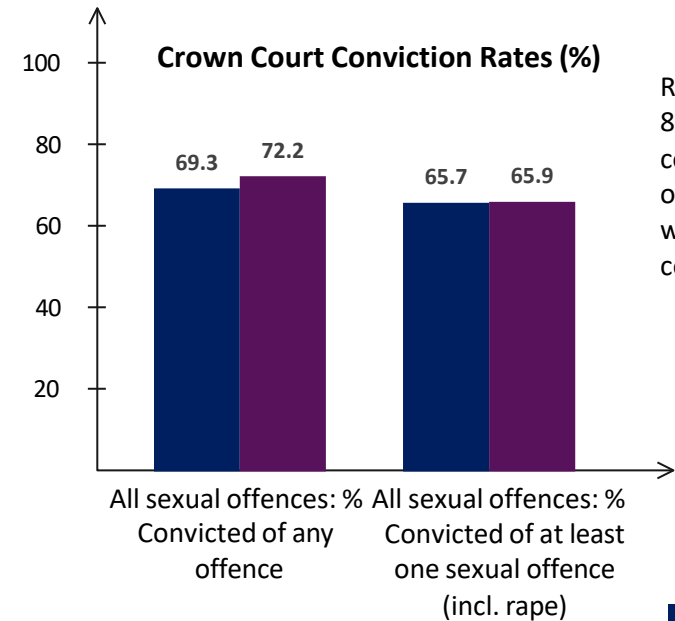
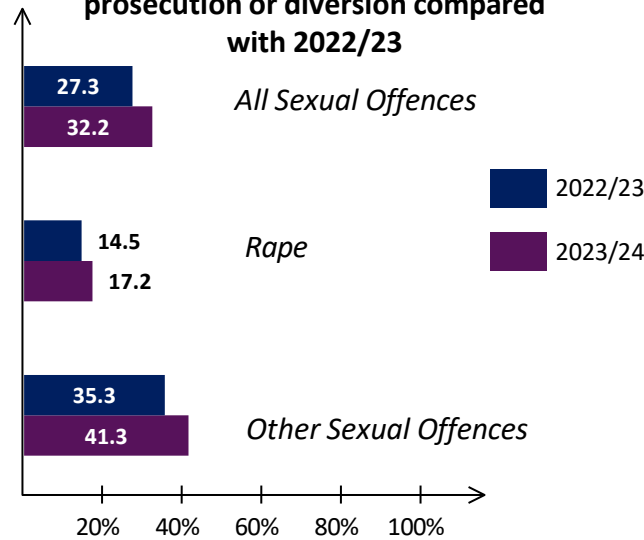


**Other  
Sexual  
Offences**  
**-16.5%**




Files received % change  
from 2022/23 to 2023/24

Percentage of decisions issued for prosecution or diversion compared with 2022/23



Rape offences: 54 of 86 defendants were convicted of at least one offence; 26 of which were convicted of a rape.

Median number of calendar days to issue a decision for rape offences compared with 2022/23




Indictable Prosecution 198



No Prosecution 27



Median number of calendar days to issue a decision for other sexual offences compared with 2022/23



Indictable Prosecution 216



Summary Prosecution 41



No Prosecution 33

