

**All Sexual
Offences**
-3.8%



Rape
+3.8%

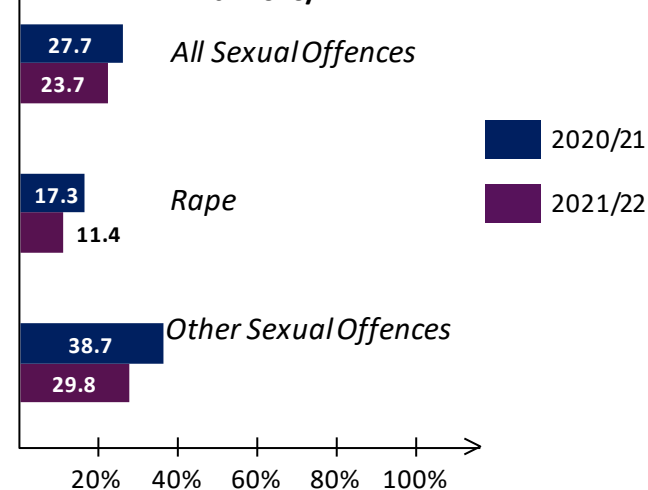


**Other
Sexual
Offences**
-8.2%



Files received % change
from 2020/21 to 2021/22

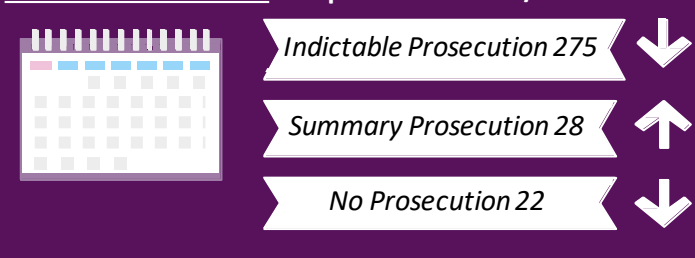
Percentage of decisions issued for prosecution or diversion compared with 2020/21



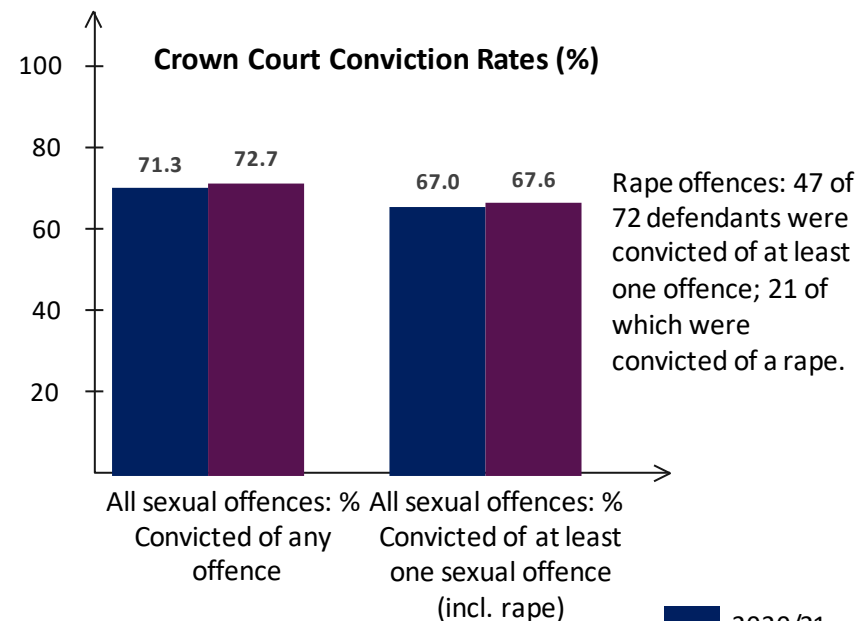
Median number of calendar days to issue a decision for rape offences compared with 2020/21



Median number of calendar days to issue a decision for other sexual offences compared with 2020/21



Crown Court Conviction Rates (%)



Magistrates/Youth Court Conviction Rates (%)

